

QUICK SETUP GUIDE

SECULIFE IT




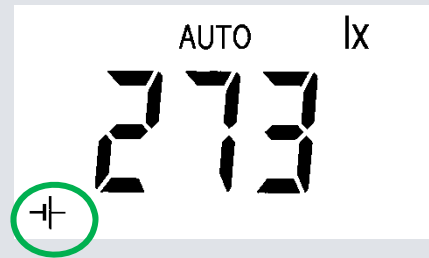
SECULIFE IT is a high precision illuminance meter. It measures the illumination of day light and artificial light, including LED, reliably. It has got a USB port. SECULIFE IT is perfect for quality assurance: the high precision (category C) enables the application for certification and inspection.

SECULIFE IT



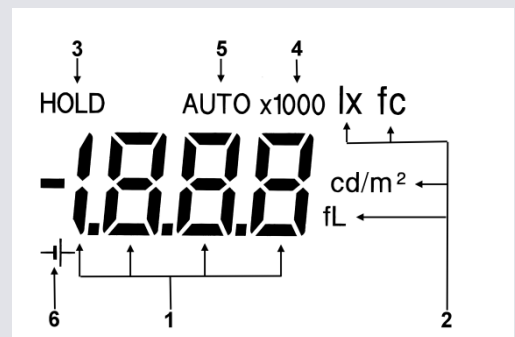
Preparation

- 1) First of all put the attached batteries in the battery chamber
- 2) If the battery is low, the sign  will be shown on the display.

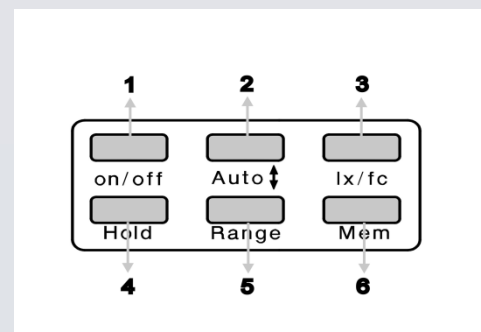


Display

1. Measured value and und memory display
2. Measuring unit
3. Buffer
4. Multiplying facot for measuring value
5. Auto-range , automatic range selection
6. Battery warning sign



1. on/off – switch on/off
2. Auto - Memory/Measuring range
3. lx/fc – select measuring unit -> lux (lx) or footcandle (fc)
4. Hold – buffer storage
5. Range – memory/measuring range
6. Mem - Memory key



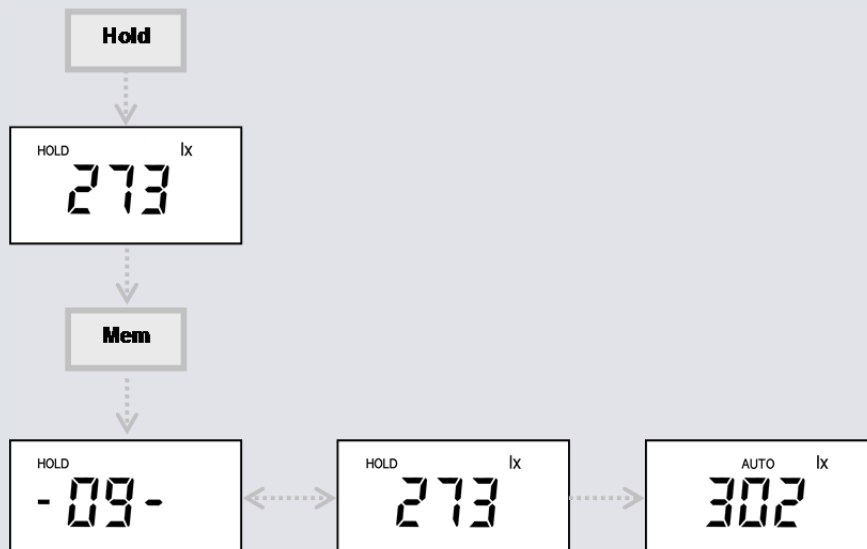
Switch on and measurement

- 1) By pressing the button **on/off** the device will turn on. SECULIFE IT will start the measurement function immediately. It measures twice a second.
- 2) After switching on, the device will measure in the auto measurement range, meaning the SECULIFE IT chooses an opportune measuring range, depending on the light intensity..
- 3) By pushing the **Range** - button, the measuring range will be set.
- 4) If you push the **Auto**-button, the measuring range will be switching to the next level.
- 5) By pushing both buttons simultaneously, the auto measurement will start.

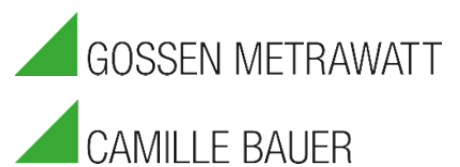


„Mem“ – Saving the measured value

- 1) The measured value that has to be stored is fixed by pushing the button **Hold** on the display.
- 2) To save a measured value, push the button **Mem**. The measured value will be stored in the next free memory position.
- 3) The display will show the measured value alternating with the memory position for a few seconds. Subsequently the display will switch into the measurement function.
- 4) If there are more than 100 measuring values in the memory, the sign „FLL“ will pop up in the display. SECULIFE IT can store up to 100 values.



GMC INSTRUMENTS



GMC-I Messtechnik GmbH

Südwestpark 15 □ 90449 Nürnberg □ Germany

TEL +49 911 8602-111 □ FAX +49 911 8602-777

www.gossenmetrawatt.com □ info@gossenmetrawatt.com